



Collibra Data Intelligence Cloud
Release Notes

Collibra Data Intelligence Cloud - Release Notes

Release date: February 4, 2024

Revision date: February 12, 2024

You can find the most up-to-date technical documentation on our Documentation Center at

<https://productresources.collibra.com/docs/collibra/latest/#cshid=release-notes>

Announcements

End of life for Business User Interface

Announced with release 2023.09

We are announcing the End of Life (EOL) of the Business User Interface in Collibra Data Privacy, effective **November, 2023**. This EOL announcement applies to all customers and all environments.

No immediate action is needed from you at this time. We do ask that you plan accordingly to remove usage of the Business User Interface within your organization before November, 2023. Please note that the majority of the Business User Interface capabilities are available within workflows in Collibra Data Intelligence Cloud.

Please reach out to your Customer Success Team if you have any questions.

End of support for Edge sites installed before 2022.08

We no longer provide support for Edge sites installed before **2022.08** with k3s 1.20. While these Edge sites may continue to work, compatibility may break at any time due to an upgrade. This is because Kubernetes ceased patching updates to k8s 1.20 (including the lighter k3s version Edge runs on) in 2022, which leaves any Edge site with this version of k3s open to vulnerabilities and bugs that Kubernetes will not fix. Therefore, Collibra will be unable to address any subsequent issues with Edge sites on this version, outside of reinstalling the site to the latest version.

If any of your Edge sites are impacted, you will be notified on the relevant Edge site pages. You will need to reinstall your Edge site to upgrade to the latest Edge site version which includes the latest Edge supported Kubernetes version.

End of life for Advanced Data Types, Cloud Classification, and Edge Classification

Announced July 13, 2023 with release 2023.07

Aligned with the Jobserver end of life, we are announcing the end of life of **Advanced Data Types** and **Cloud Classification** on **September 30, 2024**.

- Advanced Data Types (ADT) in Data Catalog are only supported for Jobserver, which will be end of life on September 30, 2024.
- Cloud Classification relies on data extracted via Jobserver, which will be end of life on September 30, 2024.

We are working on a **new classification system on Edge**, Unified Data Classification, that will replace the existing Jobserver Cloud Classification system and that will support custom data classes. The general availability roll-out is **estimated for 2024.02**.

Unified Data Classification will also replace the existing Edge classification system, because the existing system doesn't support custom data classes. The Edge classification system will be migrated to Unified Data Classification in 2024.02. That's why we're announcing the end of life of **Edge classification** on **February 29, 2024**.

A migration procedure, workflow, and support materials will be available when Unified Data Classification becomes generally available. The migration process will also allow you to convert your advanced data types to data classes in Unified Data Classification.

- If you are using Edge classification, we plan an automatic migration to Unified Data Classification as soon as the new system and all related support materials become generally available in 2024.02. More information will become available closer to this date.
- If you are using cloud classification or advanced data types, you will need to migrate to Unified Data Classification before September 30, 2024.

Please reach out to your Customer Success Team if you have any questions.

End of life for Collibra for Desktop and Collibra for Mobile

Announced with release 2023.05

We are announcing the End of Life (EOL) of Collibra for Desktop and Collibra for Mobile, effective **October 31, 2024**. This EOL announcement applies to all customers and all environments.

No immediate action is needed from you at this time. We do ask that you plan accordingly to remove usage of Collibra for Desktop and Collibra for Mobile within your organization before October 31, 2024. Please note that the majority of the Collibra for Desktop capabilities are available within Collibra Data Intelligence Cloud.

Please reach out to your Customer Success Team if you have any questions.

End of life for Jobserver

Announced with release 2023.03

The 2023.02 release brought with it the general availability of the Jobserver to Edge migration script for schemas (JDBC ingestions). Aligned with the migration script release, we are announcing the end of life of Jobserver and all related Jobserver integrations for **September 30, 2024**. This end of life applies to all Collibra environments with the **exception of Public Sector customers using GovCloud or on-prem environments**.

If you are using Jobserver and are not a Public Sector customer using a GovCloud or on-prem environment, you will need to migrate to Edge before September 30, 2024. Please reach out to your Customer Success Team if you have any questions.

Collibra email provider change for application emails

Announced with release 2023.01

Important This change does not affect GovCloud and on-premises environments.

In February 2023, Collibra switched email providers for our application emails to improve email security. Please note, this did not impact marketing or other Collibra emails.

This change only affects you minimally or not at all, unless your organization applies very strict security. If your organization does apply very strict security, we recommend you review the details below and assess their impact with your security team. If you have any questions, don't hesitate to contact your support team.

This change impacted:

- The `Mailfrom` address
- The `Return-Path` header
- The `collibra.com` SPF record
- The IP addresses of the sender

Tip

As of December 22, 2022, IP addresses are:

- 159.112.252.6/32
- 69.72.42.227/32

However, you can check the SPF record of `alerts.collibra.com` for the latest IP addresses. You can do this online or via DNS lookup:

```
dig @8.8.8.8 +short -t TXT alerts.collibra.com
```

Example

Below you can see an example of the future email headers. This information can help your IT administrators and security teams determine what changes they may need to make according to your organization's configurations and security policies regarding inbound email. Note that the sending IP addresses may change, so validate them via the SPF record as mentioned above.

End of life for Collibra Connect

Announced with release 2022.03

We have made the decision to transition away from Collibra Connect to provide customers a wider range of integration options.

Our native Collibra integrations (connectors) will be easier to implement and maintain, provide a better return on investment, and allow you to grow with and derive greater value from Collibra:

- Collibra integrations and Spring Boot based frameworks will replace Collibra Connect as options to build integrations going forward.
- You can choose any ESB or integration method for your use case.
- Our intention is to enable Collibra connectors to support ingestion as well as use cases for data profiling, data classification and other cloud functionalities.
- If you have an enterprise MuleSoft license, you can easily switch to it.

Rest assured Connect templates are and will remain compatible with our product, please contact us for any Connect-related question. Only support or any upgrades on these products will be discontinued.

Note As of September 2022, you will need a MuleSoft Community Edition license or your own proprietary paid license to run Connect templates.

RedHat Enterprise Linux 7 and CentOS 7 are no longer supported

Announced with release 2022.03

A new Edge site on K3S can no longer be installed on RedHat Enterprise Linux 7.x and CentOS 7.x. Upgrade your operating system for existing Edge sites before Collibra release **2022.06**.

Collibra Data Intelligence Cloud

The content of this section is only available for Collibra Data Intelligence Cloud.

Please read

Failure to upgrade to the most recent release of the Collibra Service and/or Software may adversely impact the security, reliability, availability, integrity, performance or support (including Collibra's ability to meet its service levels) of the Service and/or Software.

Collibra hereby disclaims all liability, express or implied, for any reduction in the security, reliability, availability, integrity, performance or support of the Service and/or Software to the extent the foregoing would have been avoided had you allowed Collibra to implement the most current release of the Service and/or Software when scheduled by Collibra.

Further, to the extent your failure to upgrade the Service and/or Software impacts the security, reliability, availability, integrity or performance of the Service and/or Software for other customers or users of the Service and/or Software, Collibra may suspend your access to the Service and/or Software until you have upgraded to the most recent release.

Note Some items included in this release may require an additional cost. Please contact your Collibra representative or Customer Success Manager with any questions.

Release 2024.02

- [Release information](#)
- [Highlights](#)
- [Metamodel changes](#)
- [New features](#)
- [Enhancements](#)
- [Fixes](#)
- [Beta features](#)
- [Collibra maintenance updates](#)

Release information

- Publication dates:
 - Release notes: January 22, 2024
 - Documentation Center: February 1, 2024
- Release date of Collibra 2024.02.0: February 4, 2024
 - Upgrade non-production environments: February 4, 2024
 - Upgrade production environments: February 25, 2024
- Release date of Collibra 2024.02.1: February 11, 2024
- Release date of Edge 2024.02.0-22: February 4, 2024

Highlights

New look and feel (beta)

This release includes the public beta for our new, refreshed Collibra experience. A completely redesigned look and feel is now applied across the platform. With improved color selection, layouts, visual separation and many other design elements, the platform is now more engaging and easier to use than ever. Additionally, many new features have been built upon this new look and feel, such as our Tailored asset pages, AI Governance, and many more.

Learn more about [the changes and features](#) that come with the new look and feel and

participate in this beta to get your hands on our [new Collibra user interface](#).

Important In the documentation, the new user interface is referred to as 'latest', and the previous user interface is referred to as the classic. You can find options to switch the information between the [two available user interfaces](#).

Collibra AI Governance (beta)

Collibra AI Governance (beta) is now available! AI Governance offers a holistic end-to-end view of all your organization's AI projects, and is designed to help you with the following:

- Improve your organizational access to, and adoption of, AI systems.
- Promote visibility, productivity, compliance, and accountability around AI use cases.
- Mitigate the data privacy, intellectual property, and ethical risks associated with AI.
- Prevent the duplication of efforts in the development and adoption of AI systems.
- Drive meaningful business evaluations of AI use cases prior to investing in them.
- Provide cross-functional collaboration, to address the internal use of AI systems for common business functions.

If you would like to participate in beta testing, please apply on the Collibra Beta Platform.

Data Catalog

The new data classification method via Edge, Unified Data Classification, is now generally available. (idea #DCC-I-2411, DCC-I-1965)

- This method is activated by default in new environments.
- It allows for the creation of custom data classes based on classification rules that can be used and detected by an automatic data classification process on Edge. The classification rules can be regular expressions and lists of values. The method also includes a list of out-of-the-box data classes.
- The data classification capability is independent from the profiling capability. This means you can start the classification of tables and columns separately.

Important Currently, no data classification migration is available. If you use data classification already and you activate the new data classification

method, your current data classes and classifications are no longer visible. The migration process will become available in future releases.

The Google Dataplex Catalog Metadata integration via Edge is now generally available. When you integrate Google Dataplex Catalog, you integrate the metadata of all data of Dataplex projects into Collibra Data Intelligence Cloud. The resulting assets represent the projects, lakes, zones, tables, and columns.

Edge

You can now use vaults to implement your management and rotation policies for your data source credentials and applicable connection properties used in your Edge site connections.

Note Edge vaults is **available only** in the latest user interface (beta).

The following vault providers can be integrated with your Edge sites:

- CyberArk Vault
- HashiCorp Vault
- Azure Key Vault
- AWS Secrets Manager
- Google Secret Manager

Vaults allow you to:

- More easily manage your sensitive data source details. As they are stored in your vault, you only need to update, rotate, or delete the details from the vault rather than also within your Edge site.
- Add your data source details to your Edge site connections. Rather than entering the details manually into each Edge site connection, you can enter your vault details which then pull these details into your connection.

The Edge site system requirements have been updated for k3s or EKS.

- K3s:

- We no longer provide support for Edge sites installed before 2023.11 with a k3s version older than 1.27. You must reinstall your Edge site to upgrade to the latest Edge supported k3s version.

Note While we do not anticipate this change to break existing Edge sites, support will be limited for troubleshooting Kubernetes versions that are no longer officially supported by the Kubernetes foundation. You will need to reinstall your Edge site to upgrade to the latest version of k3s before the 2024.02 release. For more information, go to the Edge Compatibility table.

- You now only need to add one URL to your allow-list in order to connect Edge to Datadog. We have simplified our Datadog connectivity checks, so that only one URL end point needs to be added to your allow-list. With this change, the endpoint from Edge to Datadog is fixed, which means that you should not need to update this link every time Datadog releases a URL change. When you upgrade to Edge 2024.02, you must add one of the following URLs to your network allow-list:
 - Commercial - <https://http-intake.logs.datadoghq.com>:
 - Fedramp: <https://http-intake.logs.ddog-gov.com>

- EKS:

- We no longer provide support for Edge sites installed on an EKS version older than 1.27. You must upgrade your EKS version to 1.27.

Note While we do not anticipate this change to break existing Edge sites, support will be limited for troubleshooting Kubernetes versions that are no longer officially supported by the Kubernetes foundation. Go to our Support site to follow the instructions on how to upgrade your Edge sites using EKS from EKS 1.24 and lower to EKS 1.27 before the 2024.02 release. For more information, go to the Edge Compatibility table.

- We no longer require EBS volumes.

- You now only need to add one URL to your allow-list in order to connect Edge to Datadog. We have simplified our Datadog connectivity checks, so that only one URL end point needs to be added to your allow-list. With this change, the endpoint from Edge to Datadog is fixed, which means that you should not need to update this link every time Datadog releases a URL change. When you upgrade to Edge 2024.02, you must add one of the following URLs to your network allow-list:
 - Commercial - <https://http-intake.logs.datadoghq.com>:
 - Fedramp: <https://http-intake.logs.ddog-gov.com>

Knowledge Graph API

The Collibra Knowledge Graph API is now generally available. The new GraphQL API simplifies the retrieval of Knowledge Graph data, including communities, domains, assets, and complex relations, in a synchronous manner.

Learn more:

- [CollibraKnowledge Graph API reference](#)
- [CollibraKnowledge Graph API documentation](#)

Metamodel changes

The attribute "Owner in Source" is now by default assigned to Database, Schema, Table, and Database View assets.

The attribute "Source Tags" is now by default assigned to Database and Schema assets.

The attribute "Description" is now by default assigned to Dataplex Zone.

The attribute "Description from source" is now by default assigned to Dataplex Zone and Dataplex Lake.

A new out-of-the-box relation type has been added: Dataplex Zone contains / is part of Schema.

With the release of CollibraAI Governance, the following out-of-the-box asset types are now available:

- AI Model, UUID: 00000000-0000-0000-0000-0000000031402
- AI Use Case, UUID: 00000000-0000-0000-0000-0000000031401

We removed the unnecessary Backup Edit and View global permissions. (ticket #115651, 117376, 134024)

As part of the migration process from the Java Core API v1 to v2, a number of v1 methods are now deprecated or removed.

For a complete list of changes that impact Java API v1 methods, see the Java API v1 to v2 mapping on the Developer Portal.

New features

Data Governance

- There is a new asset type property called 'lockStatuses'. When this property is set to true, Collibra will manage the lifecycle of assets of this type. This means you cannot add your own statuses to the assignments of this asset type. It won't be possible to create or update an asset of this type to have a different status than the ones listed on the assignment. For all existing asset types, the value of this new property is set to false, so you can still customize the list of statuses the same way as before. Only on the newly introduced out-of-the-box asset type 'AI Use Case' will there be an enabled status restriction.
 - There is another new asset type property called 'finalType'. When this property is set to true, you cannot create subtypes of this asset type and you cannot create scoped assignments on this asset type. For all existing asset types, the value of this new property is set to false, so you can still extend the asset type the same way as before. Only with the newly introduced out-of-the-box asset type 'AI Use Case', will you not be able to create subtypes and scoped assignments.

- In this release, the value of these new properties can only be consulted via the API, but we plan to adjust the UI so you can show the value of these property in an upcoming release.

Assessments

- You can now choose to hide all out-of-the-box assessment templates for all users from the template gallery. This also hides the templates from the template drop-down list when conducting an assessment. To facilitate this feature, the "Show out of the box templates" setting has been added to Colibra Console and Colibra settings.

Edge

- The Google Dataplex Lineage synchronization via Edge setting in Services Configuration is added for the feature to be released in a future release.
- You can now use vaults to implement your management and rotation policies for your data source credentials and applicable connection properties used in your Edge site connections.

Note Edge vaults is **available only** in the latest user interface (beta).

API

- To help you remove existing classification matches, the following endpoints of the Colibra Catalog Classification REST API now have a DELETE method available:
 - /dataClassification/classificationMatches/bulk
 - /dataClassification/classificationMatches/{classificationMatchId}
- To help you remove existing classification matches, the following classes and interfaces are now available for the Colibra Catalog Classification Java API:
 - DeleteClassificationMatchesRequest
 - DeleteClassificationMatchRequest
 - ClassificationMatchApi

Enhancements

Data Catalog

- We made several enhancements to the new data classification method:
 - You can create a classification rule with a list of more than 1,000 values. To do this, you must upload a file that contains the list of values with one value per line. Any list of values can now also be downloaded.
 - The maximum number of values for all the lists of values in one data class is now 25,000.
 - You now need the global permission Classification > Classify to start the automatic Unified Data Classification process.
 - The “Examples” field in the data class details now supports multiple examples. Each example needs to be added on a separate line.
 - When you import out-of-the-box data classes, we no longer select any classes by default.
- You can add up to 10 synchronization rules for a schema. (idea #2427)
- We have enhanced the Databricks Unity Catalog integration.
 - The following fields are now generally available in the Databricks Unity Catalog capability: "Filters and Domain Mapping" and "Extensible Properties Mapping".
 - In the "Extensible Properties Mapping" field in the Databricks Unity Catalog capability, we allow a new format where you can map views separately from tables. If you use format version 0.2 in this field, validation checks now run on both tables and views. (ticket #132723)
 - For Databricks Unity Catalog, we now support the integration of source tags in Database, Schema, Table, and Column assets. The tags are available in the "Source Tags" field. (idea #DCC-I-2495)
 - For Databricks Unity Catalog, we now support the integration of the owner in Database, Schema, and Table assets. The owner is available in the "Owner in Source" field. (idea #DCC-I-2562)
 - The following Databricks Unity Catalog fields can now also be integrated via the Extensible Properties Mapping (ticket #132712):
 - Table: table_type , securable_type, and securable_kind.
 - Schema: securable_type and securable_kind.

- To reduce the number of API calls during the S3 synchronization via Edge, the programmatic user for S3 now needs additional permissions.
 - glue:BatchGetCrawlers
 - glue:ListCrawlers

Important If you created the programmatic user with an AWS managed policy: `AWSGlueServiceRole`, you don't need to specify these permissions.

Data Lineage and BI integrations

- Optimized memory profile when harvesting database models during the integrating of JDBC data sources via Edge. This helps reduce the chances of Out Of Memory (OOM) errors. (ticket #130766)
- All supported BI tools now benefit from SQL extension v2:
 - The Collibra Data Lineage service instances can now successfully process more SQL queries. This results in a more complete lineage, including nodes that represent queries which previously could not be processed.
 - The source code is more intuitively grouped in the transformations table [link] and includes names, for example, "source code 1", where previously names were "None". Queries and their relevant assets are now combined into a single line in the transformations table. Because of this, the source code processed count in the Done column is reduced and the success rate might differ. The lineage itself is unchanged.
- Improved folder filtering for Looker integrations. The following improvements are applicable when filtering by folder ID.
 - Filtering is now carried out via the API, instead of on the Collibra Data Lineage service instances. This means that the lineage harvester accesses only the specified folders, and sends the metadata to the Collibra Data Lineage service instance for processing and ingestion in Data Catalog. Previously, metadata from all folders was sent to the Collibra Data Lineage service instance, where filtering was then carried out. This change greatly improves Looker integration flexibility, speed, and performance.
 - The log files now include more detailed information about the filter results.

- When integrating JDBC data sources via the lineage harvester, with the “Folder connection” method, you can now include the new "databaseSystemMapping" property in your configuration file, to map specific databases to specific systems, to obtain stitching. Previously, stitching was missing, as all databases were associated with the default system name provided in the "collibraSystemName" property.

Data Governance

- The import results summary now contains information about created or updated tags.

Data Marketplace

- If you are using Collibra Protect, you can now see the data access rules and standards applicable for tables and columns in the Data Marketplace asset preview. This will help users to set expectations before they launch an access request.
An extra tab, Policies, is available in Data Set, Table, and Column asset previews. (idea #DCC-I-1980)

Workflows

- We have improved the logic of the workflow information purge mechanism.
- We have upgraded the Collibra workflow engine to use Jakarta EE instead of Javax EE. If you have workflows that use Javax EE javax.* functions, see [Upgrading your scripts for Collibra 2024.02 compatibility](#) on the Developer Portal for additional details.
- With the current release we are gradually adding more thorough checks for scripts used in workflows. You will not be able to deploy workflows with scripts that contain critical violations, while non-critical violations are going to be logged. If you encounter issues as a result of these checks, contact Collibra Support.

Workflow Designer

Note Workflow Designer enhancements become available with the upgrade of production environments.

- Trying to export an empty Workflow Designer app now displays an error message about missing a business process model.
- Trying to deploy an empty Workflow Designer app now displays an error message.

Edge

- We have updated our system requirements for Edge sites installed on k3s or EKS.
 - K3s:
 - We no longer provide support for Edge sites installed before 2023.11. You must reinstall your Edge site in order to update to the latest Edge supported version of k3s.
 - You now only need to add one URL to your allow-list in order to connect Edge to Datadog.
 - EKS:
 - We no longer provide support for Edge sites installed on an EKS versions older than 1.27. You must upgrade your EKS version to 1.27.
 - You no longer need EBS volumes.
 - You now only need to add one URL to your allow-list in order to connect Edge to Datadog.

Miscellaneous

- The Product Documentation link on the Help menu now directly opens the new Collibra Documentation Center instead of the Product Resource Center.

Fixes

Data Catalog

- In a Configuration tab of a Database asset, for schemas with the status "Removed from Source", we no longer display the "Synchronize Schema" button and we now provide the option to remove the synchronization rules.

- In the Metadata Synchronization tab of the Configuration in a Database asset, we now correctly indicate if the list of schemas is empty. Before this change, the interface kept on loading.
- We increased the reliability of the database registration job status. (ticket #128092)
- When an environment stopped while a refresh of a list of schemas for a database was ongoing, the Configuration tab of the Database asset now loads properly after a restart. (ticket #116158)
- The Database Registration REST API now provides location headers in responses. (ticket #128782)
- The REST API now returns the classifications in a fixed order. This ensures that you don't miss any classification or that you have any duplicates when pagination is needed. (ticket #124769)
- When a user creates a new data class via the new classification method, the correct user is logged as the creator and we display the correct creator name in the Data Classification page.
- You can no longer see data classes in the Data Classification page if you don't have the Classification > Data Classes > Read permission when using the new classification method.

Data Lineage and BI integrations

- The Power BI Data Mart asset type now has candidate as status when first ingested. (ticket #126870)
- The MicroStrategy Data Entity asset type now correctly has the BI Catalog domain type as the assigned domain in the global assignment.

Data Governance

- Previously, users were receiving an error when removing an assigned Data Quality rule from an asset type. This issue has been resolved from versions 2024.02 versions and lower. You can now remove a Data Quality rule assigned to an asset type without error.
- Searching for communities with applied filters is now working as expected for lower case, upper case, and camel case values. (ticket #127486)

- When you add attributes to a complex relation table, the attributes are now immediately visible after you save. This means that you don't have to refresh the page to see this new addition. (ticket #127278)
- When an Assignment is updated through the removal of the linked operating model, the last modified field is also updated.
- When adding a Global Assignment modal, the description is updated to include "type" after the option "parent asset".
- A new information message appears on the Articulation score rule assignment page. The new message is as follows: "Articulation scores are recalculated when an asset is edited. Changing the rule itself won't trigger recalculation. The maximum articulation score is always 100." The message better reflects the current business logic.
- We updated the description of the total field in the ActivityPagedResponse object to explain it returns a constant value rather than the actual amount of activities in the system, because of performance reasons.
- We marked the field countLimit as deprecated on the Java FindActivitiesRequest object. We also marked the field countLimit as deprecated as an input parameter on the REST GET /activities API. We marked the fields total, offset, and limit as deprecated in the response object ActivitiesPagedResult, that is returned by the REST API call GET /activities. This was done in order to align the REST API documentation with the deprecation notice that was already added on the Java API documentation for the PagedResponse<T> class.
- Previously, when trying to create a domain via the Global Create pop-up, communities with a Meta=true flag were not filtered out of the community drop down options. This issue has been resolved. Meta=true communities are not shown.
- We have fixed an issue where a limited set of asset type icons were displayed as a Warning in the top-navigation search bar and in other pages. (ticket #128354)
- Co-roles for relations are now shown for complex relations in Data Quality.
- The articulation score has been recalculated and optimized to improve performance.
- We have fixed an issue of Data Quality results in the Quality tab displaying incorrectly. The Data Quality metrics have been updated. (ticket #125271)
- We have optimized the validation job for TermImpl entities so there is no unnecessary fetching of asset entities.

- Assets without any assigned validation script that are submitted for validation do not trigger database requests to create asset models.
- You can again import tags and relations simultaneously. (ticket #130625)
- Importing a file with an empty column no longer causes the import wizard to incorrectly map column values.
- We have fixed an issue where, during antivirus scanning of a new file upload, NIST logging files were taking an excessive amount of time to scan. (ticket #127574)

Data Marketplace

- We no longer display the "Add to Data Basket" button twice, if you don't use Catalog experience. (ticket #129392, 130519)
- To search for a URL, you can now use "" quotes, for example "collibra.com/documentation". When you use quotes. the number of / in the URL does not impact your search results. (ticket #123952)
- If you use a special character in a search query with quotes, for example "customer data [", we no longer show an error message.

Assessments

- If you have the Assessments Admin global role, you can now also view and edit private assessments, including their permissions. (ticket #130919)

Protect

- Protect now correctly reads its scheduler fixed delay configuration for Console-based deployments.

Workflow Designer

Note Workflow Designer fixes become available with the upgrade of production environments.

- The Event-based gateway component is now part of the Gateways section in the Workflow Designer Shape repository.
- Signing out of the Workflow Designer no longer causes an internal server error. (ticket #130670)

Edge

- We fixed an issue that prevented the configuration of JDBC connections that have the `OAuthSettingsLocation` property defined from working correctly.

Search

- In the search results, terms that match your search text are again highlighted. (ticket #123870)

Browser Extension

- Legacy icons are now shown in Collibra Browser Extension 1.4.1. (ticket #132966)

Collibra Console

- We have improved the logic of retrieving the status of a backup operation.
- Usage Analytics no longer prevents some restored environments from starting. (ticket #130475)
- We have removed inaccurate metrics from the Collibra Console Monitoring tab. (ticket #127243)
- Signing in to Collibra Console no longer takes an unusual amount of time in some cases. (ticket #115370)

Security

- Not agreeing to the disclaimer when both the frontend (shell) and the Homepage are enabled now redirects you immediately to the sign-in page.
- The password reset form now uses version 2 of the Collibra Core REST API.

Miscellaneous

- We have improved the security of Jobserver.
- In a view for which you have enabled the hierarchy, if one or more relation types in the hierarchy are deleted, the view no longer crashes, and you can now create the hierarchy view using the available relation types. (ticket #114508)

Beta features

New look and feel

This release includes the public beta for our new, refreshed Collibra experience. A completely redesigned look and feel is now applied across the platform. With improved color selection, layouts, visual separation and many other design elements, the platform is now more engaging and easier to use than ever. Additionally, many new features have been built upon this new look and feel, such as our Tailored asset pages, AI Governance, and many more.

Learn more about [the changes and features](#) that come with the new look and feel and participate in this beta to get your hands on our [new Collibra user interface](#).

Important In the documentation, the new user interface is referred to as 'latest', and the previous user interface is referred to as the classic. You can find options to switch the information between the [two available user interfaces](#).

AI Governance

Collibra AI Governance is now available! AI Governance offers a holistic end-to-end view of all your organization's AI projects, and is designed to help you with the following:

- Improve your organizational access to, and adoption of, AI systems.
- Promote visibility, productivity, compliance and accountability around AI use cases.
- Mitigate the data privacy, intellectual property and ethical risks associated with AI.
- Prevent the duplication of efforts in the development and adoption of AI systems.
- Drive meaningful business evaluations of AI use cases prior to investing in them.

- Provide cross-functional collaboration, to address the internal use of AI systems for common business functions.

If you would like to participate, please reach out to your Customer Success Manager, for more information and access to the Collibra Beta Platform.

Data Marketplace: Collections

- Collections can be meaningful for many colleagues. That's why it's now possible to share collections with colleagues. (idea #DCC-I-2377)
 - The person who creates the collection is the owner.
 - A collection can be shared by the owner or the editor of a collection. Both of them, can add and remove assets.
 - The collection owner can update the name and the description.
The editor can update only the description.
Viewers can only open the assets in the collection.
- Only 100 collections are displayed to the user.
If collections were shared with the user, and the sum of shared and own collections is bigger than 100, the user will only see 100 and will need to use the search input in order to see other collections.

Data Marketplace: Data Similarity

- You can now define the data similarity threshold. The threshold is the similarity score from which a Table is considered as similar data.

Data Lineage

- Collibra Data Lineage support for Databricks Unity Catalog is now available in beta testing. You can create technical lineage for Databricks Unity Catalog by using technical lineage via Edge.
- When integrating Power BI, you can now enable DAX parsing (in beta), to allow for column-level lineage of calculated columns and measures. (idea #265)

Knowledge Graph API

- The response returned by the Knowledge Graph API no longer contains an additional "extensions" field.
- In case of a timeout error, the Knowledge Graph API error message now mentions the cause of the error.

Collibra maintenance updates

Collibra 2024.02.1

- Data Similarity for Table assets in Data Marketplace is now generally available and enabled by default for Cloud environments, except for Public sector. This feature allows you to see similar Table assets inside of a Table asset preview. This will help your data analysts to navigate the data landscape and find alternative data, and will therefore reduce their time to value.

If the Data Similarity feature is enabled, extra AI algorithms, which use privacy enhancing technologies, will run during data profiling. These algorithms detect similar data across all data sources that you have profiled after this feature was enabled.

With 2024.02, you can also define the data similarity threshold. The threshold is the similarity score from which a Table is considered as similar data.

- Signing in with SSO and SAML no longer prevents you from accessing your Collibra environment. (ticket #136309, 136311, 136312, 136317, 136319, 136323, 136329, 136330, 136331, 136335, 136344, 136346, 136349, 136355, 136356, 136358, 36363, 136369, 136382, 136385, 136386, 136388, 136389, 136396, 136405)
- Session timeouts no longer prevent very long running jobs from finishing.
- If you have multiple databases for the same data source, the data protection standards or data access rules no longer fail during the synchronization. (ticket #134881)

Data Lineage 2024.02.1

- When you create technical lineage for Snowflake in SQL-API mode by using the lineage harvester, lineage from batches that drop/replace tables frequently is now supported.

For details, go to Snowflake SQL-API lineage missing due to frequent table replacement in Collibra Support Portal.

- Technical lineage for DataStage now shows full lineage for jobs that contain a shared container stage. Previously there was a break in the lineage.
- When ingesting Oracle data sources, the Collibra Data Lineage service instances now support the MEMBER OF operator and EXCEPTION block inside IF. (ticket #132216, 135477)
- When integrating Power BI, the expression used to derive a calculated table is now included in the Calculation Rule attribute on the asset page.
- When integrating Tableau, characters in the Tableau source code are now correctly parsed. (ticket #135893)

Data Lineage 2024.02.2

- Collibra Data Lineage can now process Databricks adapters in dbt Core appropriately.
- Previously, Collibra Data Lineage did not parse native expressions in IBM DataStage, and a parsing error was shown. Now, The native expressions are replaced with the string "DATASTAGE_EXPRESSION" and lineage is parsed.
- When you create technical lineage for PowerCenter, the connection definitions now support global values for the collibraSystemName and dialect properties. Additionally, the db and schema properties are not required.
- When integrating Power BI or Tableau via Edge, duplicate Column assets are no longer created in Data Catalog. The issue was related to SQL extension v2. (ticket #134427)

Component versions

Component	Product	Version
Virtual Machine (jreVersion)	Azul Zulu JRE	Azul Zulu 17.0.10
Repository (postgresVersion)	PostgreSQL	14.7.1
Jobserver (sparkVersion)	Spark	2.4.8-collibra-51
Search	Elasticsearch	8.11.0

Release calendar

Collibra is committed to providing a reliable and exceptional experience. As part of Collibra's dedication to ensuring customer satisfaction and maximizing the value of its product, Collibra continuously releases new versions that upgrade the platform. Simultaneously, Collibra deprecates older versions that are no longer supported.

Please read

The calendar and release dates on this page are published for information purposes only and are subject to change by Collibra at any time without notice. Collibra makes no representation or warranty as to any information referenced herein.

Release types

Collibra continuously releases new versions to improve the platform. We use different types of releases:

Tip You can subscribe to in-app notifications about product and maintenance updates, by enabling maintenance announcements on your profile page.

Maintenance releases

What?

Product fixes and minor improvements. Release notes are available two days before the pre-production deployments.

How often?

Every month, except for months with a feature release and December.

When?

Sundays between 13:00 - 17:00 UTC.

Which environments?

First your pre-production environments, three weeks later your production environments.

Requires your attention?

✗ No

Feature releases

What?

New and enhanced product functionality and capabilities, as well as product fixes. Release notes are available two weeks before the pre-production deployment.

How often?

Once per quarter.

When?

Sundays between 13:00 - 17:00 UTC.

Which environments?

First your pre-production environments, three weeks later your production environments.

Requires your attention?

✓ You may be required to update Jobscribers or Edge sites.

Hotfix releases

What?

Urgent fixes only. Release notes are available at least one business day before the update. You will receive an in-app notification at the latest at 12:00 UTC of the business day before the deployment.

How often?

Only when required.

When?

Sundays between 13:00 - 17:00 UTC. If there is a severe security issue, a hotfix may be deployed in different window.

Which environments?

All affected environments at the same time.

Requires your attention?

✓ Only if peripheral products such as Jobserver or Edge sites are affected.

If you update Edge automatically, you don't need to do anything. If you use Edge Smart upgrades, the update is available as soon as it is ready for you to download and deploy.

Infrastructure update

What?

Infrastructure updates that do not affect Collibra functionality, but that keep Collibra up to date with the latest security and compliance measures.

How often?

Every month, except for December.

When?

Sundays between 13:00 - 17:00 UTC.

Which environments?

All environments at the same time.

Requires your attention?

✗ No, because these releases do not affect Collibra software or its functionalities directly.

Release calendar 2024

		Release type	Pre-pro- duction deployment	Production deployment	Infrastructure update	Jobserver update?
Q1 2024	January 2024.01	Maintenance release	January 7, 2024	January 28, 2024	January 14, 2024	✘ No
	February 2024.02	Feature release	February 4, 2024	February 25, 2024	February 18, 2024	✔ Yes
	March 2024.03	Maintenance release	March 10, 2024	March 31, 2024	March 17, 2024	✘ No
Q2 2024	April 2024.04	Maintenance release	April 7, 2024	April 28, 2024	April 14, 2024	✘ No
	May 2024.05	Feature release	May 5, 2024	June 2, 2024	May 19, 2024	✔ Yes
	June 2024.06	Maintenance release	June 9, 2024	June 30, 2024	June 16, 2024	✘ No
Q3 2024	July 2024.07	Feature release	July 7, 2024	July 28, 2024	July 14, 2024	✔ Yes
	August 2024.08	Maintenance release	August 4, 2024	August 25, 2024	August 11, 2024	✘ No
	September 2024.09	Maintenance release	September 8, 2024	September 29, 2024	September 15, 2024	✘ No
Q4 2024	October 2024.10	Feature release	October 6, 2024	October 27, 2024	October 13, 2024	✘ NA
	November 2024.11	Maintenance release	November 3, 2024	November 24, 2024	November 10, 2024	✘ NA
	December 2024.12	NA (only if critical)				

Jobserver

Important Please note that Jobserver will end of life (EOL) on September 30, 2024 for commercial customers. [Learn more.](#)

On a quarterly basis, releases include an update to Jobserver. Please plan to update the Jobserver for Collibra Data Intelligence Cloud to the latest version as soon as possible after the update of the environment.

The instructions and dedicated installer will be published close to the time of the update.

Example If your pre-production environments are updated to 2024.02 on February 5, please plan to update Jobserver for your pre-production environments as soon as possible after the update on February 5.

Collibra supported versions policy

Collibra is committed to providing a reliable and exceptional experience. As part of Collibra's dedication to ensuring customer satisfaction and maximizing the value of its product, Collibra continuously releases new versions that upgrade the platform. Simultaneously, Collibra deprecates older versions that are no longer supported.

Important

- The content on this page only applies to commercial Collibra Data Intelligence Cloud customers. It does not apply to GovCloud and on-premises environments.
- Any commercial Collibra Data Intelligence Cloud product not mentioned in this policy is considered unsupported and may not receive any updates (including security patches or bug fixes) at Collibra's discretion.

Supported versions

Collibra supports the three most recent versions of the platform as further outlined below. Older versions are considered unsupported. Peripheral products may deviate slightly from that rule.

Using a supported Collibra version means customers receive ongoing generally released security updates, patches and bug fixes and maintenance, as well as assistance from Collibra's Support teams in accordance with Collibra's [Support Policy](#) to help with troubleshooting and reporting potential bugs. Unsupported versions may not receive critical security updates and other bug fixes as described in Collibra's Support Policy. In other words, using an unsupported version may adversely impact security, reliability, availability, integrity, performance or support.

These are the currently supported versions of Collibra's products:

Product	Supported versions
Collibra Data Intelligence Cloud	<ul style="list-style-type: none"> • 2024.02 • 2024.01 • 2023.11
Edge	<ul style="list-style-type: none"> • 2024.02


Product	Supported versions
Data Lineage	<ul style="list-style-type: none"> • 2024.02
Collibra Data Quality & Observability	<ul style="list-style-type: none"> • 2024.02 • 2024.01 • 2023.11
Jobserver	<ul style="list-style-type: none"> • 2024.02 <div style="border-left: 2px solid red; padding-left: 10px; margin-top: 10px;"> <p>Warning Jobserver and all related Jobserver integrations are end of life on September 30, 2024. This end of life applies to all Collibra environments with the exception of Public Sector customers using GovCloud or on-premises environments. Learn more.</p> </div>

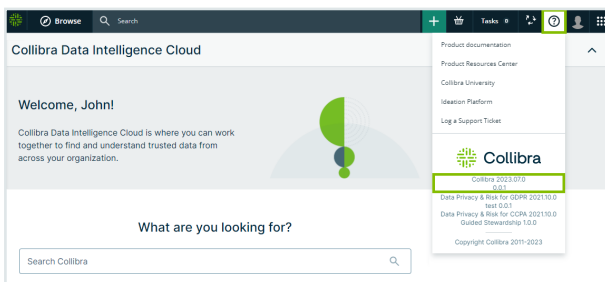
Frequently asked questions

What are the differences between the supported and unsupported versions?

Supported versions of Collibra's products are up to date with security, bug fixes and new features and enhancements. Unsupported versions generally do not receive the latest security updates, bug fixes or new features and enhancements.

How can I see which version of Collibra I currently have?

You can see the version of Collibra and other installed products in the  menu of the top navigation bar:



Where can I see the compatibility of Collibra Data Intelligence Cloud with other Collibra products?

For more information about the interoperability of Collibra Data Intelligence Cloud with other Collibra products, take a look at the [Compatibility](#) section.

Whom can I contact for more information?

Please contact your Customer Success Manager with any questions.

Feature availability comparison

The following table is an overview of the feature availability in Collibra Data Intelligence Cloud, Collibra Platform Self-Hosted (CPSH), and Collibra Data Governance Center.

Product	Collibra Data Intelligence Cloud for commercial customers (AWS and GCP)	Collibra Cloud for Government	Collibra Platform Self-Hosted	Collibra DGC 5.9/5.9.1
Auto Classification	✓ Yes	✗ No	✗ No	✗ No
Data Governance	✓ Yes	✓ Yes	✓ Yes	✓ Yes
Data Catalog	✓ Yes	✓ Yes	✓ Yes	✓ Yes
Data Privacy	✓ Yes	✓ Yes	✓ Yes	✓ Yes
Technical Lineage	✓ Yes	✓ Yes	✗ No	✗ No
Data Marketplace	✓ Yes	✓ Yes	✓ Yes	✗ No
Collibra Data Quality & Observability	✓ Yes	✓ Yes	✓ Yes	✗ No
Edge	✓ Yes	✓ Yes	✓ Yes	✗ No
Homepage	✓ Yes	✓ Yes	✓ Yes (*)	✗ No
Insights	✓ Yes	✓ Yes	✗ No	✗ No
Collibra Protect	✓ Yes	✗ No	✗ No	✗ No
Usage Analytics	✓ Yes	Planned for first half of 2024	✗ No	✗ No

Product	Collibra Data Intelligence Cloud for commercial customers (AWS and GCP)	Collibra Cloud for Government	Collibra Platform Self-Hosted	Collibra DGC 5.9/5.9.1
Workflow Designer	✓ Yes	✗ No	✗ No	✗ No

(*) Homepage will not be enabled by default for new and upgraded environments. Follow the instructions of the [Enable Homepage section](#) to enable it once you are on Collibra Platform Self-Hosted 2024.02.

Collibra Data Governance Center On-Premises

The content of this section is only available for Collibra Data Governance Center on-premises environments. For the release notes of Collibra Data Intelligence Cloud, see [Collibra Data Intelligence Cloud](#).

Please read

Failure to upgrade to the most recent release of the Collibra Service and/or Software may adversely impact the security, reliability, availability, integrity, performance or support (including Collibra's ability to meet its service levels) of the Service and/or Software.

Collibra hereby disclaims all liability, express or implied, for any reduction in the security, reliability, availability, integrity, performance or support of the Service and/or Software to the extent the foregoing would have been avoided had you allowed Collibra to implement the most current release of the Service and/or Software when scheduled by Collibra. Further, to the extent your failure to upgrade the Service and/or Software impacts the security, reliability, availability, integrity or performance of the Service and/or Software for other customers or users of the Service and/or Software, Collibra may suspend your access to the Service and/or Software until you have upgraded to the most recent release.

Important To continue to focus on the world-class cloud experience you deserve, Collibra will end maintenance support for on-premises environments on **December 31, 2022**. To discuss the next steps for your migration to cloud, please contact your customer success manager.

Please note that this notification is not applicable for our Federal customers at this point in time.

Note Please note, some items included in this release may require an additional cost. Please contact your Collibra representative or Customer Success Manager with any questions.

Release 5.9.1

Release information

- Release date of 5.9.1: June 22, 2023

Security

- We now use scram-sha-256 to store PostgreSQL users' passwords in a cryptographically hashed form. The passwords are now better protected against brute-force attacks.

Data Governance

- When visiting a view, if you switch to another view via the view selector, the new view now loads. (ticket #89152, 98681, 108048)
- The **Created on** and **Last modified on** column filters again return only the data that match the dates used in the filters. (ticket #100954)
- Fixed an issue that caused asset asset pages with many complex relations and view permission restrictions on their parent domains to load slowly.
- After you apply a new filter, the asset counter in the lower-right corner of a filtered view with more than 10,000 assets now shows the correct number of assets in the table when clicked. (ticket #88791, 89367)

Miscellaneous

- Your Colibra session now closes correctly when the session times out. (ticket #65867, 83973, 87289).
- Environments with FIPS enabled no longer fail to start after resetting them to factory defaults.

Upgrading to Collibra DGC 5.9.1

You can upgrade to Collibra Data Governance Center 5.9.1 from Collibra DGC versions:

- 5.6.5
- 5.7.x
- 5.8.x

For more information, see [Installation and upgrade](#).

Tip

- If we upgrade your Collibra Data Intelligence Cloud environment and you have an on-premises Jobserver installation, you need to upgrade your on-premises installation if possible.

If your Collibra environment does not have a corresponding on-premises installer, ensure that your on-premises Jobserver and Collibra Console are installed with the latest available installer. To know which installer you need to use, go to the [compatibility list](#).

- When you upgrade to 5.7 or newer, [characteristics of some Catalog-related assets](#) are converted from rich-text format to plain-text format.

Component versions

Component	Product	Version
Virtual Machine (jreVersion)	Azul Zulu JRE	Azul Zulu 17.0.10
Repository (postgresVersion)	PostgreSQL	14.7.1
Jobserver (sparkVersion)	Spark	2.4.8-collibra-51
Search	Elasticsearch	8.11.0 7.16.3

Collibra Data Governance Center On-Premises

The content of this section is only available for Collibra Data Governance Center on-premises environments. For the release notes of Collibra Data Intelligence Cloud, see [Collibra Data Intelligence Cloud](#).

Please read

Failure to upgrade to the most recent release of the Collibra Service and/or Software may adversely impact the security, reliability, availability, integrity, performance or support (including Collibra's ability to meet its service levels) of the Service and/or Software.

Collibra hereby disclaims all liability, express or implied, for any reduction in the security, reliability, availability, integrity, performance or support of the Service and/or Software to the extent the foregoing would have been avoided had you allowed Collibra to implement the most current release of the Service and/or Software when scheduled by Collibra.

Further, to the extent your failure to upgrade the Service and/or Software impacts the security, reliability, availability, integrity or performance of the Service and/or Software for other customers or users of the Service and/or Software, Collibra may suspend your access to the Service and/or Software until you have upgraded to the most recent release.

Important To continue to focus on the world-class cloud experience you deserve, Collibra will end maintenance support for on-premises environments on **December 31, 2022**. To discuss the next steps for your migration to cloud, please contact your customer success manager.

Please note that this notification is not applicable for our Federal customers at this point in time.

Note Please note, some items included in this release may require an additional cost. Please contact your Collibra representative or Customer Success Manager with any questions.

Compatibility

For more information on the system requirements for on-premises installations, see [System requirements](#).

You can download all the necessary files for this release on the [Collibra Downloads page](#).



Supported web browsers

Browser	Version
Mozilla Firefox	All supported versions by Mozilla, however older Firefox versions may be compatible to run our software.
Google Chrome	All supported versions by Google, however older Chrome versions may be compatible to run our software.
Microsoft Edge	All supported versions by Microsoft, however older Edge versions may be compatible to run our software.

Compatibility between Jobserver and Collibra

The following table shows which Jobserver version you have to use for each Collibra Data Intelligence Cloud version.

Collibra Data Intelligence Cloud version	Jobserver version
<ul style="list-style-type: none"> 2024.02 	2024.02.0-xx
<ul style="list-style-type: none"> 2024.01 	2024.01.0-81
<ul style="list-style-type: none"> 2023.11 	2023.11.0-49
<ul style="list-style-type: none"> 2023.10 2023.09 2023.08 	2023.08.0-28
<ul style="list-style-type: none"> 2023.07 2023.06 2023.05 	2023.05.0-55 (Jobserver uses PostgreSQL 14)
<ul style="list-style-type: none"> 2023.04 	<ul style="list-style-type: none"> 2023.04.0-32 (Jobserver uses PostgreSQL 14) 2023.02.0.39 (Jobserver uses PostgreSQL 11)
<ul style="list-style-type: none"> 2023.03 2023.02 	2023.02.0-39 (Jobserver uses PostgreSQL 11)
<ul style="list-style-type: none"> 2023.01 2022.11 	<ul style="list-style-type: none"> 2023.01.0-63 (Jobserver uses PostgreSQL 11) 2022.11.0-52 (Jobserver uses PostgreSQL 10)
<ul style="list-style-type: none"> 2022.10 2022.09 2022.08 	2022.08.1-56
<ul style="list-style-type: none"> 2022.07 2022.06 2022.05 	2022.05.1-67
<ul style="list-style-type: none"> 2022.04 2022.03 2022.02 	2022.02.3-58

Collibra Data Intelligence Cloud version	Jobserver version
<ul style="list-style-type: none"> • 2022.01 • 2021.11 	2021.11.3-77
<ul style="list-style-type: none"> • 2021.10 • 2021.09 	2021.09.0-51
<ul style="list-style-type: none"> • 2021.07 • 2021.06 • 2021.05 	2021.05.0-13
<ul style="list-style-type: none"> • 2021.04 • 2021.03 	2021.03.0-38
<ul style="list-style-type: none"> • 2021.01 • 2020.12 • 2020.11 	2020.11.2-42
<ul style="list-style-type: none"> • 2020.10 	NA

Compatibility between Edge sites and Collibra Data Intelligence Cloud

The following table shows which Edge site version is supported for each Collibra Data Intelligence Cloud version, and which k3s and EKS versions are supported for each Edge site version.

Note Keep in mind which upgrade mode you have turned on for your Edge site.

- Automatic mode upgrades your Edge site whenever any type of upgrade is available.
- Manual mode alerts you when an upgrade is available, and whether it is optional or mandatory. Each Edge site version supports 2 quarterly versions, as well as any weekly upgrade that are released in between those quarterly versions. Upgrades become mandatory within 3 months of a Collibra Data Intelligence Cloud quarterly release.

Example If the latest quarterly release is 2023.08, then you must at least be on the latest Edge site version of 2023.05.x, such as 2023.05.4.

K3s

Note If a new version of Edge no longer supports a k3s version, you need to reinstall the Edge site when the new Edge site version is available. This is because the Edge installer comes with the supported version of k3s.

Collibra Data Intelligence Cloud version	Edge site version	k3s versions of supported Edge site installers	Actions for Automatic upgrades	Actions for Manual upgrades
2024.02	2024.02 and any weekly upgrades. For example: 2024.02.x-x.	<ul style="list-style-type: none"> 1.27 <div data-bbox="576 539 772 1178" style="border: 1px solid #ccc; padding: 5px; margin-top: 10px;"> <p>Note Ensure you are using a version of RedHat that is compatible with the k3s version of your Edge site installer.</p> </div>	<ul style="list-style-type: none"> If your Edge installer is older than a 2023.11 version, you must reinstall your Edge site to upgrade to the latest Edge supported version of k3s. <div data-bbox="839 819 1086 1205" style="border: 1px solid #ccc; padding: 5px; margin-top: 10px;"> <p>Note Support will be limited for troubleshooting Kubernetes versions that are older than k3s 1.27.</p> </div>	<ul style="list-style-type: none"> If your Edge installer is older than a 2023.11 version, you must reinstall your Edge site to upgrade to the latest Edge supported version of k3s. <div data-bbox="1150 819 1398 1205" style="border: 1px solid #ccc; padding: 5px; margin-top: 10px;"> <p>Note Support will be limited for troubleshooting Kubernetes versions that are older than k3s 1.27.</p> </div>

Collibra Data Intelligence Cloud version	Edge site version	k3s versions of supported Edge site installers	Actions for Automatic upgrades	Actions for Manual upgrades
2024.01	2023.11 and any weekly upgrades	<ul style="list-style-type: none"> • 1.27 • 1.26 • 1.25 • 1.24 • 1.22 	<ul style="list-style-type: none"> • You must reinstall your Edge site before the 2024.02 major release to upgrade to k3s 1.27. <div style="border: 1px solid #ccc; padding: 5px; margin-top: 10px;"> <p>Note Support will be limited for troubleshooting Kubernetes versions that are older than k3s 1.27.</p> </div>	<ul style="list-style-type: none"> • You must reinstall your Edge site before the 2024.02 major release to upgrade to k3s 1.27. <div style="border: 1px solid #ccc; padding: 5px; margin-top: 10px;"> <p>Note Support will be limited for troubleshooting Kubernetes versions that are older than k3s 1.27.</p> </div>
2023.11				
2023.10	2023.08 and any weekly upgrades.	<ul style="list-style-type: none"> • 1.24 • 1.22 	<ul style="list-style-type: none"> • No action is required. 	<ul style="list-style-type: none"> • You must upgrade your Edge site if you are not at least on Edge site version 2023.05.
2023.09				
2023.08				
2023.07	2023.05 and any weekly upgrades.	<ul style="list-style-type: none"> • 1.24 • 1.22 	<ul style="list-style-type: none"> • No action is required. 	<ul style="list-style-type: none"> • You must upgrade your Edge site if you are not at least on Edge site version 2023.02.
2023.06				
2023.05				

EKS

Collibra Data Intelligence Cloud version	Edge site version	Supported EKS versions	Actions for Automatic upgrades	Actions for Manual upgrades
2024.02	2024.02 and any weekly upgrades. For example: 2024.02.x-x.	<ul style="list-style-type: none"> 1.27 	<ul style="list-style-type: none"> You must upgrade to the latest supported EKS version, EKS 1.27. If you are EKS 1.24 or lower, you must follow the instructions outlined in our How to upgrade Edge sites on EKS from EKS 1.24 and lower to EKS 1.27 on 2023.11 to ensure you can upgrade successfully. 	<ul style="list-style-type: none"> You must upgrade to the latest supported EKS version, EKS 1.27. If you are EKS 1.24 or lower, you must follow the instructions outlined in our to ensure you can upgrade successfully.

Collibra Data Intelligence Cloud version	Edge site version	Supported EKS versions	Actions for Automatic upgrades	Actions for Manual upgrades
2024.01	2023.11 and any weekly upgrades	<ul style="list-style-type: none"> • 1.27 • 1.26 • 1.25 • 1.24 • 1.23 	<ul style="list-style-type: none"> • You must upgrade to the latest supported EKS version, EKS 1.27, before the 2024.02 major release. If you are EKS 1.24 or lower, you must follow the instructions outlined in our How to upgrade Edge sites on EKS from EKS 1.24 and lower to EKS 1.27 on 2023.11 to ensure you can upgrade successfully. 	<ul style="list-style-type: none"> • You must upgrade to the latest supported EKS version, EKS 1.27, before the 2024.02 major release. If you are EKS 1.24 or lower, you must follow the instructions outlined in our to ensure you can upgrade successfully.
2023.11			<p>Note New Edge site installations installed from 2023.11 must use EKS 1.27</p>	<p>Note New Edge site installations installed from 2023.11 must use EKS 1.27</p>

Collibra Data Intelligence Cloud version	Edge site version	Supported EKS versions	Actions for Automatic upgrades	Actions for Manual upgrades
2023.10	2023.08 and any weekly upgrades.	<ul style="list-style-type: none"> • 1.24 • 1.23 	<ul style="list-style-type: none"> • No action is required. 	<ul style="list-style-type: none"> • You must upgrade your Edge site if you are not at least on Edge site version 2023.05.
2023.09				
2023.08		<ul style="list-style-type: none"> • 1.24 • 1.23 • 1.22 		
2023.07	2023.05 and any weekly upgrades.	<ul style="list-style-type: none"> • 1.24 • 1.23 • 1.22 	<ul style="list-style-type: none"> • If you are on EKS version 1.21, you must upgrade to a supported version of EKS. We recommend upgrading to the latest supported version of EKS. 	<ul style="list-style-type: none"> • You must upgrade your Edge site if you are not at least on Edge site version 2023.02. • If you are on EKS version 1.21, you must upgrade to a supported version of EKS. We recommend upgrading to the latest supported version of EKS.
2023.06				
2023.05				

Compatibility between cloud and on-premises versions

The following table shows the compatibility between cloud and on-premises versions.

Collibra Data Governance Center version...	contains the content of Collibra Data Intelligence Cloud versions...
5.7.7 (released with 2020.11)	2020.09, 2020.10, 2020.11
5.7.8 (released with 2021.03)	2020.12, 2021.01, 2021.03
5.7.9 (released with 2021.05)	2021.04, 2021.05
5.7.10 (released with 2021.09)	2021.06, 2021.07, 2021.09
5.7.11 (released with 2021.11)	2021.10, 2021.11
5.7.12 (released with 2022.02)	2022.01, 2022.02
5.7.13 (released with 2022.05)	2022.03, 2022.04, 2022.05
5.8.x	2022.03, 2022.04, 2022.05 but using PostgreSQL 11
5.9.x	2022.03, 2022.04, 2022.05 but using PostgreSQL 14.9

Backups

You can also restore backups from Collibra Data Intelligence Cloud on the on-premises Collibra Data Governance Center. The following table shows which cloud backups you can restore on which on-premises version.

If you are running Collibra Data Governance Center version...	you can restore backups from Collibra Data Intelligence Cloud version...
5.7.7 (released with 2020.11)	2020.11 and older
5.7.8 (released with 2021.03)	2021.03

If you are running Collibra Data Governance Center version...	you can restore backups from Collibra Data Intelligence Cloud version...
5.7.9 (released with 2021.05)	2021.05 and older
5.7.10 (released with 2021.09)	2021.09 and older
5.7.11 (released with 2021.11)	2021.11 and older
5.7.12 (released with 2022.02)	2022.02 and older
5.7.13 (released with 2022.05)	2022.05 and older
5.8.x and 5.9.x	2022.05 and older Backups of newer cloud versions can never be restored on on-premises environments.

If you are running Collibra Data Intelligence Cloud version...	you can restore backups from Collibra Data Governance Center version...
2020.11 and newer	5.7.7 and older
2021.03 and newer	5.7.8 and older
2021.05 and newer	5.7.9 and older
2021.09 and newer	5.7.10 and older
2021.11 and newer	5.7.11 and older
2022.02 and newer	5.7.12 and older
2022.05 and newer	5.7.13 and older We recommend that you first upgrade your on-premises environment to 5.7.13, and use the 5.7.13 backup to restore on 2022.05 or newer.
2023.01 and newer	5.8.1 and older, even backups from PostgreSQL 10
2023.04 and newer	5.9.1 and older, even backups from PostgreSQL 10 and 11.

Feature availability

Not all features in Collibra are enabled by default. You can enable some of these features via Collibra Console, while others can be enabled only by Collibra via a support ticket. The following table contains the features that are not enabled by default.

Tip In the table, for a feature:

- If the value in the **Enabled by** column is **Customer**, you can enable the feature via Collibra Console yourself.
- If the value in the **Enabled by** column is **Collibra** and you want to have the feature enabled, submit a support ticket.

Feature	Enabled by	Version in which the feature will be enabled by default
Enable the Data Quality extraction tab on a database asset	Customer	Not yet defined
Enable responsibility inheritance from higher levels in Table asset views	Customer	Not yet defined
Register data source via Edge	Customer	Not yet defined
Enable the Lineage tab on a database asset	Collibra	Not yet defined
Filter rules on a database asset	Collibra	Not yet defined
Locally managed groups	Collibra	Not yet defined
Diagrams Business Qualifier Filter	Customer	No
Tableau Metadata API enabled	Customer	Not yet defined
Collibra system name flag	Customer	Not yet defined
Database registration via Edge	Customer	Not yet defined
Database profiling via Edge	Customer	No

Feature	Enabled by	Version in which the feature will be enabled by default
Enable Edge jobs feature (beta)	Customer	Not yet defined
Enable Edge classification	Collibra	No
Enable automatic classification acceptance and rejection	Customer	No
Amazon S3 synchronization via Edge	Customer	No
JDBC Lineage on Edge	Collibra	Not yet defined
Google Cloud Storage synchronization via Edge	Customer	No
Enable Data Classification	Customer	No
Relation-based search	Customer	Not yet defined
Allow access to the Workflow Designer	Customer	Not yet defined
Unified Classification enabled	Customer	2024.02 for new environments
New frontend experience enabled	Customer	Not yet defined
Calculate Data Similarity	Customer	2024.02 for cloud environments, except for Public sector

Overview build numbers

For 5.7 versions older than 5.7.7, there is a difference between the build number that is shown in Collibra Data Governance Center and in Collibra Console. For those versions, the installation files have the build number that is shown in Collibra Console. The installer contains among other files, the Collibra package, which has a different build number. This is the build number that is shown in Collibra.

These are the build numbers of all 5.7 releases prior to 5.7.7:

Installer build number	Collibra build number
5.7.0-60	5.7.0-59
5.7.1-19	5.7.1-20
5.7.1-23	5.7.1-22
5.7.2-4	5.7.2-3
5.7.2-9	5.7.2-8
5.7.2-13	5.7.2-12
5.7.2-14	5.7.2-12
5.7.2-16	5.7.2-14
5.7.3-25	5.7.3-19
5.7.4-14	5.7.4-10
5.7.4-20	5.7.4-18
5.7.4-22	5.7.4-20
5.7.4-26	5.7.4-22
5.7.4-29	5.7.4-26
5.7.4-39	5.7.4-40

Installer build number	Collibra build number
5.7.4-42	5.7.4-43
5.7.5-44	5.7.5-46
5.7.5-49	5.7.5-54
5.7.5-50	5.7.5-55
5.7.5-53	5.7.5-58
5.7.5-65	5.7.5-71
5.7.5-77	5.7.5-90
5.7.6-103	5.7.6-125

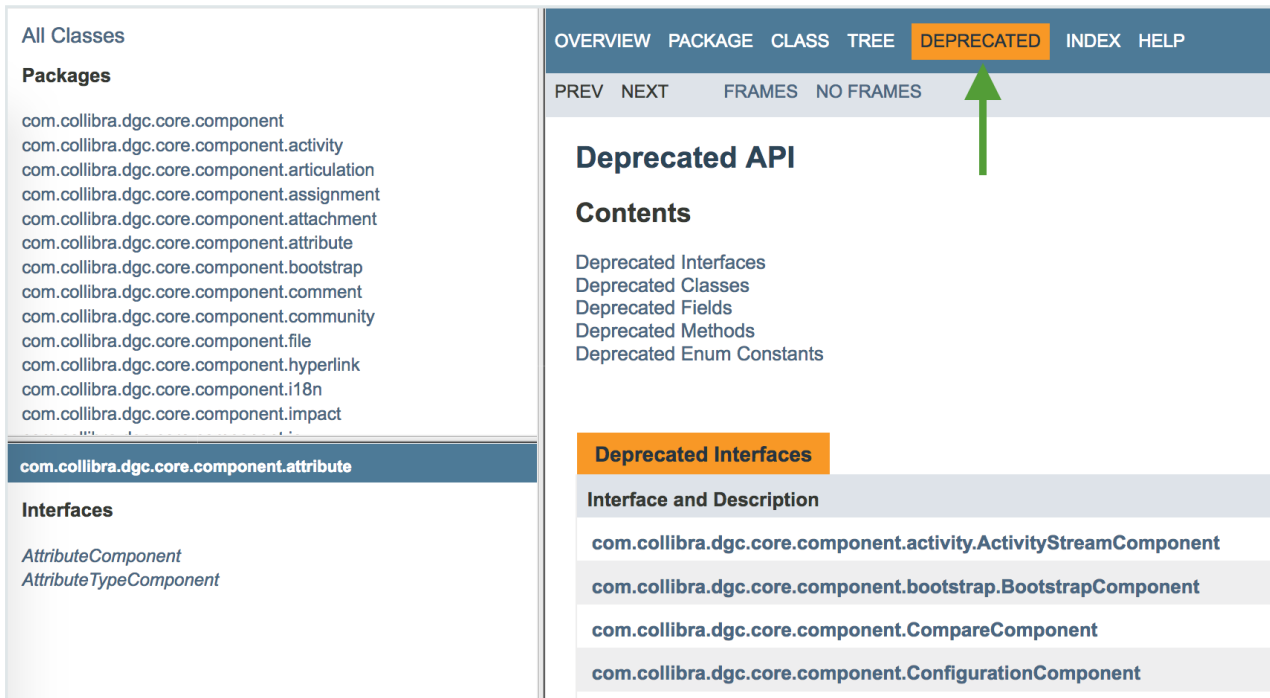
API updates

- [Deprecated API v1](#)
- [DGC Core compatibility report](#)
- [DGC API compatibility report](#)



Deprecated API v1

In an earlier version of Collibra Data Intelligence Cloud, we introduced [Core API v2](#) next to Core API v1. From version 5.5.0 onwards, we have marked some API v1 interfaces, classes, methods, fields and enumerations as deprecated. You can open an overview of all Core API v1 deprecated content by following the **DEPRECATED** link of the Core API v1 documentation.



All Classes

Packages

- com.collibra.dgc.core.component
- com.collibra.dgc.core.component.activity
- com.collibra.dgc.core.component.articulation
- com.collibra.dgc.core.component.assignment
- com.collibra.dgc.core.component.attachment
- com.collibra.dgc.core.component.attribute
- com.collibra.dgc.core.component.bootstrap
- com.collibra.dgc.core.component.comment
- com.collibra.dgc.core.component.community
- com.collibra.dgc.core.component.file
- com.collibra.dgc.core.component.hyperlink
- com.collibra.dgc.core.component.i18n
- com.collibra.dgc.core.component.impact

com.collibra.dgc.core.component.attribute

Interfaces

- AttributeComponent*
- AttributeTypeComponent*

OVERVIEW PACKAGE CLASS TREE **DEPRECATED** INDEX HELP

PREV NEXT FRAMES NO FRAMES

Deprecated API

Contents

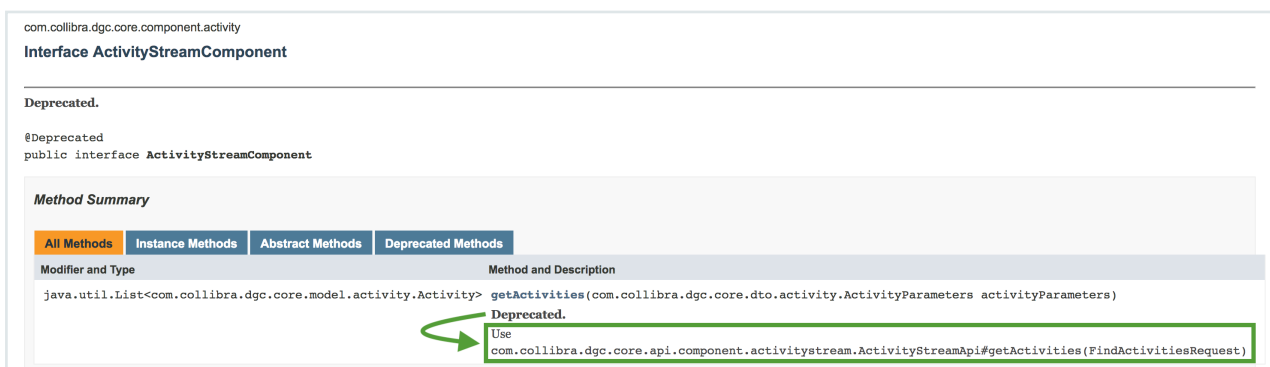
- Deprecated Interfaces
- Deprecated Classes
- Deprecated Fields
- Deprecated Methods
- Deprecated Enum Constants

Deprecated Interfaces

Interface and Description

- com.collibra.dgc.core.component.activity.ActivityStreamComponent
- com.collibra.dgc.core.component.bootstrap.BootstrapComponent
- com.collibra.dgc.core.component.CompareComponent
- com.collibra.dgc.core.component.ConfigurationComponent

Deprecated means that you can still use the content in this version, but we recommend to migrate to Core API v2. If the deprecated content has an alternative in Core API v2, it will be clearly indicated in the documentation as shown in the following example:



com.collibra.dgc.core.component.activity

Interface ActivityStreamComponent

Deprecated.

@Deprecated

```
public interface ActivityStreamComponent
```

Method Summary

All Methods	Instance Methods	Abstract Methods	Deprecated Methods
			<p>Modifier and Type</p> <p>java.util.List<com.collibra.dgc.core.model.activity.Activity> getActivities(com.collibra.dgc.core.dto.activity.ActivityParameters activityParameters)</p> <p>Deprecated.</p> <p>Use</p> <p>com.collibra.dgc.core.api.component.activitystream.ActivityStreamApi#getActivities(FindActivitiesRequest)</p>

If there is no alternative available in API v2, we recommend to file a [support ticket](#) or a feature request on the [Collibra Ideation platform](#).

Known issues

The following table contains a non-exhaustive list of known issues.

Ticket	Known issue	Found in	Fixed in
Not applicable	The Knowledge Graph API response body contains an additional "extensions" field.	2023.11	2024.01
Not applicable	History doesn't look properly when it is a part of Tasks pane on asset page.	2023.11	Under review
116059	To collect sample data via Edge, you need View permission on the Database asset linked to the asset for which you want to collect the sample data.	2023.05	2023.11
Not applicable	When you integrate Databricks Unity Catalog, the maximum size per table is 256K. If you try to synchronize such a big table, the integration won't work. If Databricks Unity Catalog contains tables larger than 256K, exclude these tables by using the Filters and domain mapping field in the Databricks synchronization capability or by revoking the permissions to read those tables in Databricks itself.	2023.05	Under review
Not applicable	Chrome or any Chromium-based browser such as Opera can have an impact on your Edge connections and synchronization capabilities. If you saved your user name and password when signing in to Collibra and you later change the Edge AWS connection, then Chrome will automatically add your user name and password to the AWS connection parameter fields. Chrome will do the same for the IAM role field in the S3 synchronization capability and for similar password-based fields in other Edge connections and capabilities such as ADLS. Make sure to manually verify and, if needed, update the fields when you save a connection or capability.	2023.05	Not planned



Ticket	Known issue	Found in	Fixed in
Not applicable	If an asset name contains a space and the allowedCharacters parameter in the tokenizer settings contains double quotation marks, the References tab of the asset page does not show results.	2023.05	Under review
Not applicable	<p>After Usage Analytics is deployed, the following error message may be temporarily shown in place of the Usage Analytics dashboard: Your configuration restricts query requests to only be served from pre-aggregations, and required pre-aggregation partitions were not built yet. Please make sure your refresh worker is configured correctly and running.</p> <p>This message disappears and the Usage Analytics dashboard is shown approximately 6 hours after the deployment.</p>	2023.02	Under review
Not applicable	Data Marketplace stops working if you try to save a relation index that contains a special character, such as /, ?, @, [,], <, >, in the name or in one of the relations.	2023.02	Under review
Not applicable	When exporting the CSV file of the user table, the Required license column uses the term AUTHOR for Standard license and CONSUMER for Read-only license.	2023.02	Under review
Not applicable	<p>If you use the Google Translate extension to translate Data Marketplace, Homepage, or Usage Analytics, the application may stop responding.</p> <div data-bbox="424 1420 1098 1554" style="background-color: #f0f0f0; padding: 10px; border: 1px solid #ccc;"> <p>Note To continue working without Google translation, refresh the page.</p> </div>	2023.02	This is a Google Translate extension issue.

Ticket	Known issue	Found in	Fixed in
Not applicable	Edge currently needs specific Edge only users to be created and assigned with respective Edge specific roles in order to function. These Edge only users consume a Standard license because of the roles and the permissions they have. However, as these Edge only users are purely system users they shouldn't be counted against the number of licenses being used. Therefore, we will allow all customers to exceed the license agreement for such Edge only users until this known issue has been fixed.	2022.11	Under review
Not applicable	In Protect, when creating a data access rule, depending on the number of assets, the asset types, or the prescriptive paths, Protect may show all the data categories or data classifications for masking or row-filtering, including those that are not applicable to the selected assets.	2022.11	Not planned
Not applicable	<p>In Protect, when creating a data access rule, if, after selecting an asset that contains masking and row filtering data, you apply masking and row filtering to the asset, remove the asset, and then select an asset that does not contain masking and row filtering data, the data from the previously selected asset is still retained and you can save the rule.</p> <div data-bbox="424 1288 1098 1422" style="background-color: #f0f0f0; padding: 5px;"> <p>Note Although the rule is saved, the synchronization status fails as expected.</p> </div>	2022.11	Not planned
Not applicable	Within 24 hours after Usage Analytics is enabled, if you do not sign in to Colibra Data Intelligence Cloud or visit an asset, empty cards are shown on the Usage Analytics dashboard.	2022.11	Not planned
Not applicable	The REST Import API returns an error when processing assets that have relations and the name of a related asset contains a comma.	2022.11	Not planned

Ticket	Known issue	Found in	Fixed in
Not applicable	In Data Marketplace, it is possible that fewer or more search results appear on the All filter tab compared to other filter tabs. This is because the out-of-the-box filter tabs, Tables, Data Sets, and Reports are not impacted by the Data Marketplace scope configuration. Administrators can configure the available filter tabs.	2022.11	Not planned
Not applicable	<p>The new licensing terms, Standard and Read-only, are being overwritten by the old terms, Author and Consumer, in some instances. This happens when language customizations have been made to the interface text.</p> <p>You can see how to reset the interface text in our documentation.</p>	2022.11	Not planned
Not applicable	From version 2022.11 onwards, Collibra takes the default language of your browser into account to select the interface text language of some sections. Collibra now also has translations of some interface text available out of the box. Consequently, you can no longer edit that interface text, nor translate it into unsupported languages. This includes the interface text of Usage Analytics, Data Marketplace and the Homepage. This means that the language of some user interface text may not always match the language settings in your user profile.	2022.11	Not planned
79928	Normally, you only see relations if you have view permissions for the head and the tail asset of the relation. If you do not have view permissions for an asset, you do not see the relations to that asset, for example, in views or on the asset page of the related assets. However, the History tab of asset pages mentions all relations, even if you do not have view permissions for the related asset.	2022.02	Not planned

Ticket	Known issue	Found in	Fixed in
Not applicable	<p>The Collibra Data Intelligence Cloud 5.7.2-13 release fixed performance issues with the Escalation Process workflow.</p> <p>To take advantage of the improvements, you must deploy the new version of the Escalation Process workflow in your Collibra 5.7.2-13 or newer.</p> <div style="background-color: #f0f0f0; padding: 5px; margin: 10px 0;"> <p>Note If you are using a modified Escalation Process workflow, you must port your changes to the new workflow.</p> </div> <div style="background-color: #f0f0f0; padding: 5px; margin: 10px 0;"> <p>Warning The new Escalation Process workflow is only valid for Collibra 5.7.2-13 or newer.</p> </div>	5.7.2-13	Not planned
Not applicable	<p>Workflows with different values for the processRef attribute of the <code>participant</code> tag and the id attribute of the <code>process</code> tag do not work in Collibra 5.6.0 or newer, despite having worked in older versions. These workflows have invalid BPMN files that cause a <code>java.lang.NullPointerException</code> error, visible in the Collibra Console logs.</p>	5.6	Not planned
30943, 36378	<p>Data source ingestion fails if a foreign key has the same name as a table.</p>	5.5	Not planned

Betas at Collibra

Collibra uses betas to test new features and products in real customer environments.

- Betas allow us to validate the quality, usability, and business value of the new feature or feature by:
 - Collecting user feedback during a predefined period of time.
 - Checking the usage.
 - Monitoring technical performance data.

Based on the feedback, we can improve the product or feature to go GA successfully to

the entire market.

- Betas allow you to contribute to the evolution of new features and products, and have a significant impact on the end result, maximizing the benefit for your organization as well as your fellow data citizens.

Important

- Features and products that are marked as Beta are not yet finalized. They are likely to change more frequently and drastically than regular features and products. The timeline from a beta to general availability depends on the product or feature itself and on the feedback we receive.
- The Collibra performance warranties and SLAs, including support response times and uptime guarantees do not apply to betas. Collibra also does not guarantee backward compatibility of new REST APIs of the beta feature. Finally, Collibra reserves the right to make changes to this disclaimer without prior notification.

We use different types of betas:

Public beta

What is a public beta?

A public beta is a feature or product that is made available to most customers for evaluation, before its official general availability. You can enable the beta feature or product, and provide feedback to help us validate the completeness and usability. This phase helps improve the functionality of a feature or product, ensuring a smoother experience when it becomes generally available.

Collecting feedback on a public beta

The purpose of a public beta is to collect feedback about the usage, usability, user experience, feature completeness, and enterprise-grade aspects. Therefore, we may ask for feedback via in-application guides and surveys, or you can submit feedback on your own initiative through familiar channels. Unless specified differently, you can:

- Send us questions and issues through Collibra [Support](#).
- Provide us with improvement ideas through the [Ideation platform](#).

Note While we appreciate all suggestions and input, we can't guarantee the implementation of every requested feature or change.

FAQ about public betas

- How can I participate in a public beta?
Public betas are communicated via the Collibra release notes, via the Beta section. Most public betas are available for all customers within a supported region, but limitations may apply. Check the release notes or contact your CSM for more details.
- How are public betas released?
You have to be on the latest version of Collibra DIC, and be willing to upgrade when a new version is released. This also applies to products or features that are hosted outside the Collibra Data Intelligence Cloud platform, such as technical lineage, Edge, Workflow Designer, Collibra Data Quality & Observability.
- Can I [enable](#) a public beta feature or product?
Most public betas can be enabled by an administrator. For some public betas, however, this is different. Check the release notes or contact your CSM for more details.
- Can I use public betas in my production environment?
No, public beta code should not be used in production as it is still under development.
- Do you provide documentation about public betas?
Yes, we document public betas in the same way as regular features. You can recognize public beta documentation via the label (Beta).
- How do I provide feedback about a public beta?
Unless specified differently for the public beta, issues with a public beta feature or product can be provided through Collibra [Support](#) and suggestions for improvements can be logged via the [Ideation platform](#).

- What happens after the public beta?

A public beta feature or product can remain in beta for some time, depending on the feedback we receive. Once the public beta feature or product has proven its completeness and ability to solve the problem or challenge for the user, the feature or product can become generally available.

Private beta

What is a private beta?

A private beta is an upcoming feature or product that is made available to selected customers only to test and evaluate the feature or product early on. The participation in each private beta program is limited. Therefore, participating in a private beta program means participants commit to completing guided test scenarios and responding to surveys within a specific time frame. The gathered feedback allows our teams to make sure the feature or product meets the customer needs.

Collecting feedback on a private beta

If you are a participant in a private beta, we invite you to the [Collibra Beta Platform](#). This platform is a community where participants can access the private beta program information and exchange feedback with our Product, Engineering, and UX teams.

During the private beta program, participants make time to complete test scenarios and respond to surveys available in the Platform. All ideas and improvement suggestions are also added directly on the Platform.

Note While we appreciate all suggestions and input, we can't guarantee the implementation of every requested feature or change.

FAQ about private betas

- How can I participate in a private beta?

Contact your Customer Success Manager. They will provide you with information on:

- The upcoming and ongoing private beta programs for which we are looking for participants.
- The private beta programs of your interest and the participation requirements, such as timelines and technical requirements.

Note We can't guarantee your participation in a private beta program because the number of participants in a private beta program is limited.

- How are private betas released?

You have to be on a specific version of Collibra DIC. This also applies to products or features that are hosted outside the Collibra Data Intelligence Cloud platform, such as technical lineage, Edge, Workflow Designer, Collibra Data Quality & Observability. Other requirements may also apply. Your Customer Success Manager can provide them to you.

- Can I enable a private beta feature or product myself?

No, only Collibra can enable private beta features and products.

- Can I use private betas in my production environments?

No, public beta code should not be used in production as it is still under development.

- Do you provide documentation about private betas?

Yes, we provide documentation via the Collibra Beta platform. The documentation is available only to the private beta participants and should not be shared.

- How do I provide feedback about a private beta?

All feedback on a private beta feature needs to be registered via the [Collibra Beta Platform](#) during the private beta. Hence, they should never be sent to Collibra Support.

- What happens after the private beta program?

A private beta program is limited in time. During the program, the involved teams

follow up on the feedback. Once the program ends, any open feedback is included in an internal backlog or Ideation platform. The beta feature can then move further into a public beta or become generally available.